



Library Map of the World

NAPLE meeting, 10 June 2021



for information and discussion

➤ **Library Map of the World**

- what's there and the processes behind data gathering
- some resources for advocacy
- some insights into European statistics

➤ **Training and Events Related Metrics**

- an idea discussion



librarymap.ifla.org

**POWER YOUR
ADVOCACY!**



librarymap.ifla.org

LIBRARY DATA

133

countries



SDG STORIES

47

stories



**COUNTRY
PROFILES**

22

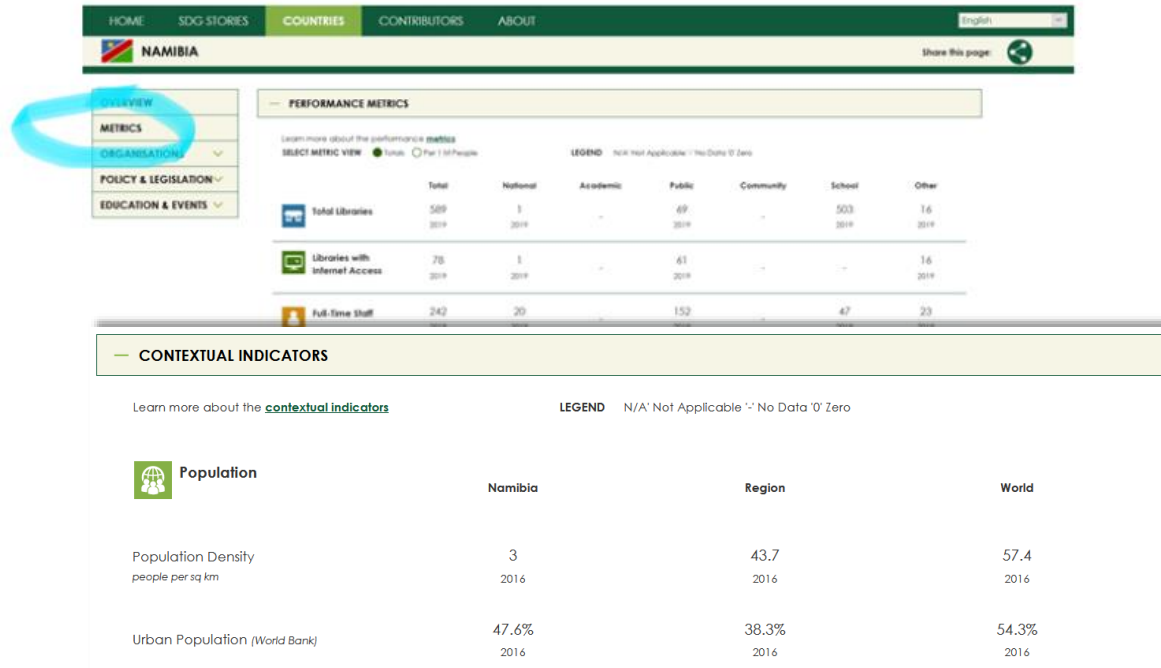
countries



country profiles



metrics & contextual indicators



Information Infrastructure



Economy, Poverty, and
Employment



Education and Literacy



Innovation and Skills



SDG stories



SDG STORIES

by



LIBRARY MAP OF THE WORLD

Stories per Goal

The screenshot shows the 'SDG STORIES' website interface. A green box labeled 'Select the Goal to see stories' points to the goal selection icons at the top. A green box labeled 'Select your country to see stories' points to the world map. A green box labeled '28 countries' points to the map. A green box labeled 'Stories per Goal' points to the list of stories on the left side of the map.





contributors

LIBRARY MAP OF THE WORLD

HOME | SOG STORIES | COUNTRIES | **CONTRIBUTORS** | ABOUT

LIBRARY MAP OF THE WORLD CONTRIBUTORS
Contributor map displays all organizations that have contributed to the map. Click on country page content will list, such as national library associations, national libraries, individual libraries, and library support organizations, listed a country, by way contribution.

CONTRIBUTORS

133 Countries
173 Contributions
1995 OF CONTRIBUTIONS

SELECT TO VIEW

Legend: Selected Country, Contribution Project, Contributor Data Available

Select country to see Contributors

CONTRIBUTORS

Argentina

133 Countries
173 Contributors

TYPES OF CONTRIBUTORS
Data States Countries

Argentina

5 CONTRIBUTORS

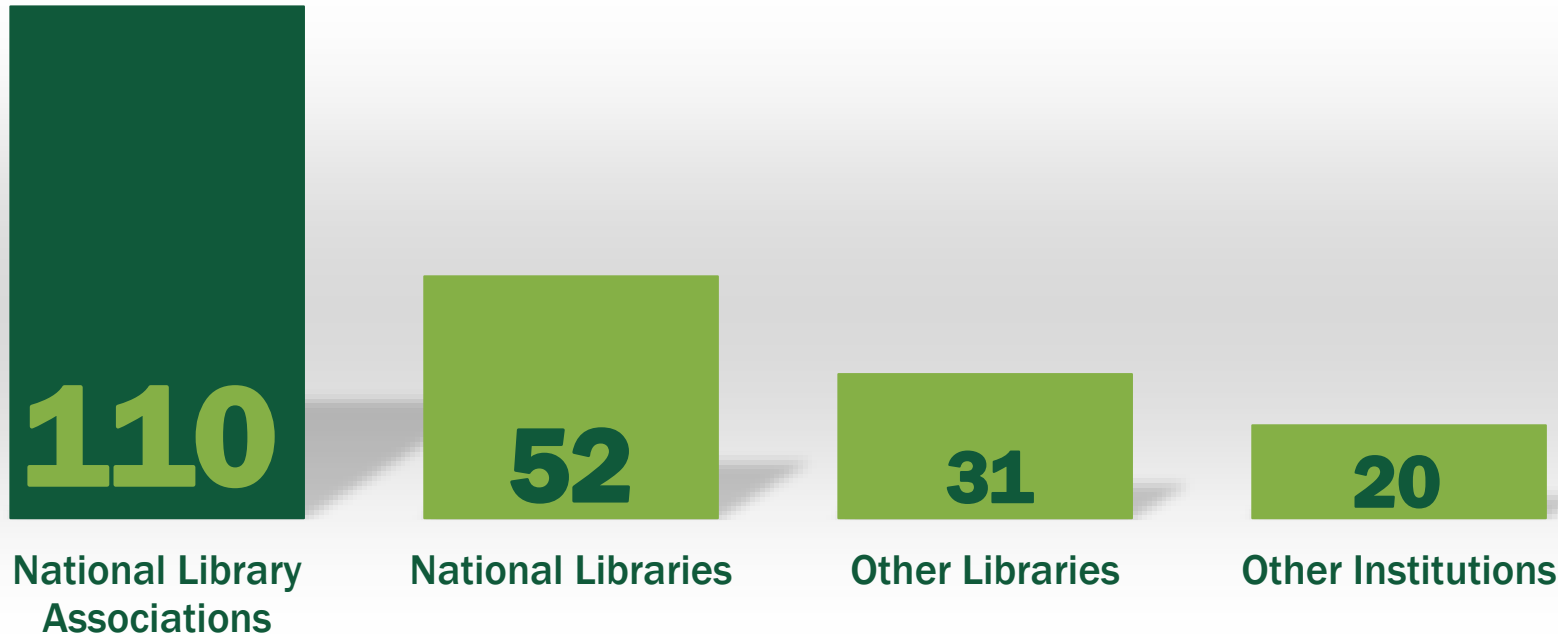
- Association of Graduated Librarians of the Argentine Republic / Asociación de bibliotecarios Graduados de la República Argentina [Visit Website](#)
- Protected Library Gladys Smith / Biblioteca Protegida Gladys Smith [Visit Website](#)
- Municipal Library "General José de San Martín" / Biblioteca Municipal "General José de San Martín" [Visit Website](#)
- Community Library of Matheu "Our America" / Biblioteca Popular de Matheu "Nuestra América" [Visit Website](#)
- Suzuki Foundation / Fundación Suzuki [Visit Website](#)

RESET TO WORLDVIEW

Type of contribution



contributors by type



contributors – data/country profile

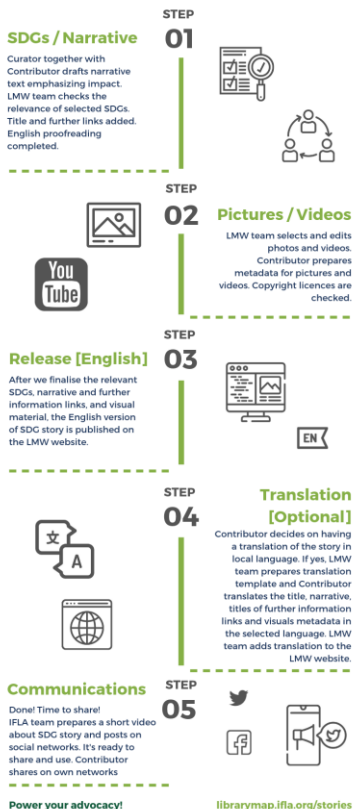
- Main contact for the LMW team for submissions and content curation
- Collaborates with local partners and stakeholders within a country for content preparation and updating
- Raises awareness about the LMW and its use



Library Map of the World SDG Stories

When a story submission is received or a potential story is identified, the LMW team curates the story closely with the contributor. Here is what happens at each step.

Curation Process



contributors – SDG stories

- Main contact for the LMW team during the curation of story
- Collaborates with local partners in content preparation
- Help with communicating about SDG stories to wider audiences



ongoing content curation

Up-to-date content – a shared responsibility between a contributor and the LMW team.

At least once a year:

- Update on data
- Review country profile
- Review SDG stories





LMW resources for advocacy

NAPLE meeting, 10 June 2021



Power your advocacy!

**POWER YOUR
ADVOCACY!**



librarymap.ifla.org

LIBRARY DATA

133

countries

SDG STORIES

47

stories

**COUNTRY
PROFILES**



22

countries


- Use data in briefs, presentations, and messages
- Use stories to motivate, persuade, and inspire to act
- Use country profiles to highlight priorities, issues, and achievements






LWM data as development metric #LibraryStatOfTheWeek

 LIBRARY 
STAT of the WEEK


#36:
Where there are more **school libraries**, children enjoy reading more





 librarymap.IFLA.org

 LIBRARY 
STAT of the WEEK


Greater numbers of **librarians** per public library are associated with more **equal societies**.






 librarymap.IFLA.org

 LIBRARY 
STAT of the WEEK


Where there are more **academic librarians**, there is more **publishing and patenting**.






 librarymap.IFLA.org

 LIBRARY 
STAT of the WEEK


#50 (Part 2)
Where there are **stronger and better** used public and community libraries, **more people read, more often**






 librarymap.IFLA.org

 LIBRARY 
STAT of the WEEK


#46:
Where there are **more libraries and librarians**, people tend to be **readier to engage in volunteering** and more **interested in politics**






 librarymap.IFLA.org

 LIBRARY 
STAT of the WEEK


#38:
15 year-olds with access to a library tend to be a **year ahead in reading skills** than those without




 librarymap.IFLA.org


 LIBRARY 
STAT of the WEEK


Having more **public libraries** tends to be associated with **higher literacy rates**



 librarymap.IFLA.org

 LIBRARY 
STAT of the WEEK


#45
Where there are more **public and community libraries and library workers**, there is more **trust in government**




 librarymap.IFLA.org

 LIBRARY 
STAT of the WEEK

Countries with more **librarians per student** tend to have **higher university completion rates**.



 librarymap.IFLA.org

YouTube – ILFA LMW SDG Stories

SDG STORIES

by



LIBRARY MAP
OF THE WORLD



In Santa Clara del Mar, **Argentina**, the library connects generations and improves senior's technology skills.



70% of surveyed families have reported improved attitudes and recycling habits.



Reading packs are given to families at their baby's 8-week health check, at age 2, and before the first year of school at age 4.



The **University College Cork (UCC) Library**, in Ireland, launched its sustainability campaign, **Love Our Library**, in 2016.

Libraries 101 for potential partners - Country profiles

LIBRARY MAP OF THE WORLD

[HOME](#) [SDG STORIES](#) [COUNTRIES](#) [CONTRIBUTORS](#) [ABOUT](#) English

LATVIA Share this page:

OVERVIEW

METRICS

ORGANISATIONS ▾

POLICY & LEGISLATION ▾

EDUCATION & EVENTS ▾

ABOUT LATVIA

Region: Northern Europe

Population: 1,960,424

Area: 64,490

GDP per capita, PPP: 25,587 (current international \$)

Major Languages: Latvian (official) 56.3%, Russian 33.8%, other 0.6% (includes Polish, Ukrainian, and Belarusian), unspecified 9.4%

Library Location Resources
[Culture Map of Latvia - Libraries](#)

LIBRARIES IN LATVIA

Latvia has rather centralized library system, which consists of:

- The National Library of Latvia, which is the centre of library development.
- 46 academic libraries, which belong to higher education institutions (universities and colleges).
- 29 special libraries.
- 796 public libraries, including 788 municipal public libraries and Library for the Blind with its branches (8 libraries). There are 29 main regional libraries which serve as an advisory support centre for libraries of local importance.
- 767 school libraries, which belong to general or professional educational institutions.

According to Library Act, all libraries must be registered in the Registry of Libraries and undergo accreditation once in five years.

Depending on affiliation, libraries are financed by its founders – the government, municipalities or institutions they belong to. In addition, libraries are active in attracting project funding through various regional, national and the EU project grant programmes, where libraries participate along with other cultural and/or educational service providers.

The Ministry of Culture is responsible for drafting policy documents and legislation regulating the library field. The Library Council of Latvia, a public advisory institution, consisting of representatives of all library types, library associations, association of local governments as well as other library support organisations, takes an active part in developing national policies for libraries, ensuring the development and collaboration in the field.

The current national policy for library development focuses on actions towards preservation and dissemination of cultural heritage, equal and qualitative access to library services, and contribution to development of knowledge society and economic development.

The biggest professional public organisation is the Library Association of Latvia (LAL), which plays an active role when it comes to the library advocacy, capacity building of librarians, and uniting the community of librarians. The work of the LAL is complemented by activities of the Association of Latvian Academic Libraries, the Association of Latvian School Librarians, as well as the Latvian Library Education Association.

Some of the recent national achievements in the library field include:

- Opening of the new building of the National Library of Latvia in 2014. The library won the newly established Library of the Year Award in the International Excellence Awards at the London Book Fair in 2018.

PERFORMANCE METRICS

SELECT METRIC VIEW
● Total ○ Per 1M People*

- 1,541** Number of Libraries
- 828** Total Libraries with Internet Access
- 3,033** Total Staff
- n/a** Volunteers
- 814,540** Registered Users
- 11.6 M** Total Visits
- 18.8 M** Total Physical Loans
- n/a** Total Electronic Loans

CONTEXTUAL INDICATORS

Population and Geography

- 44** Median Age
- 31.5** Population Density people per sq km

Information and Infrastructure

- 79.8%** Internet Users
- 2%** Internet Gender Gap



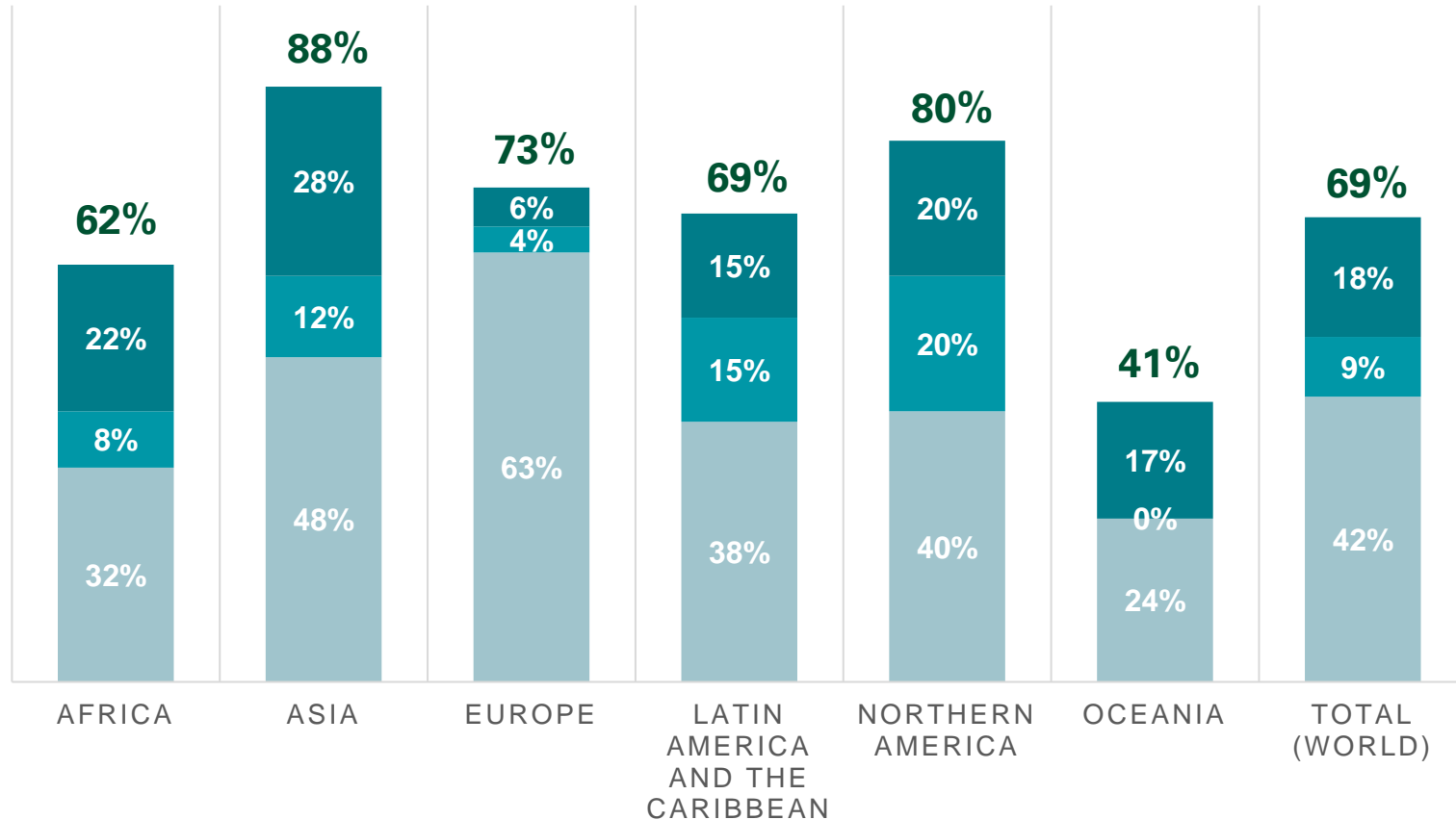
Europe on the LMW

NAPLE meeting, 10 June 2021



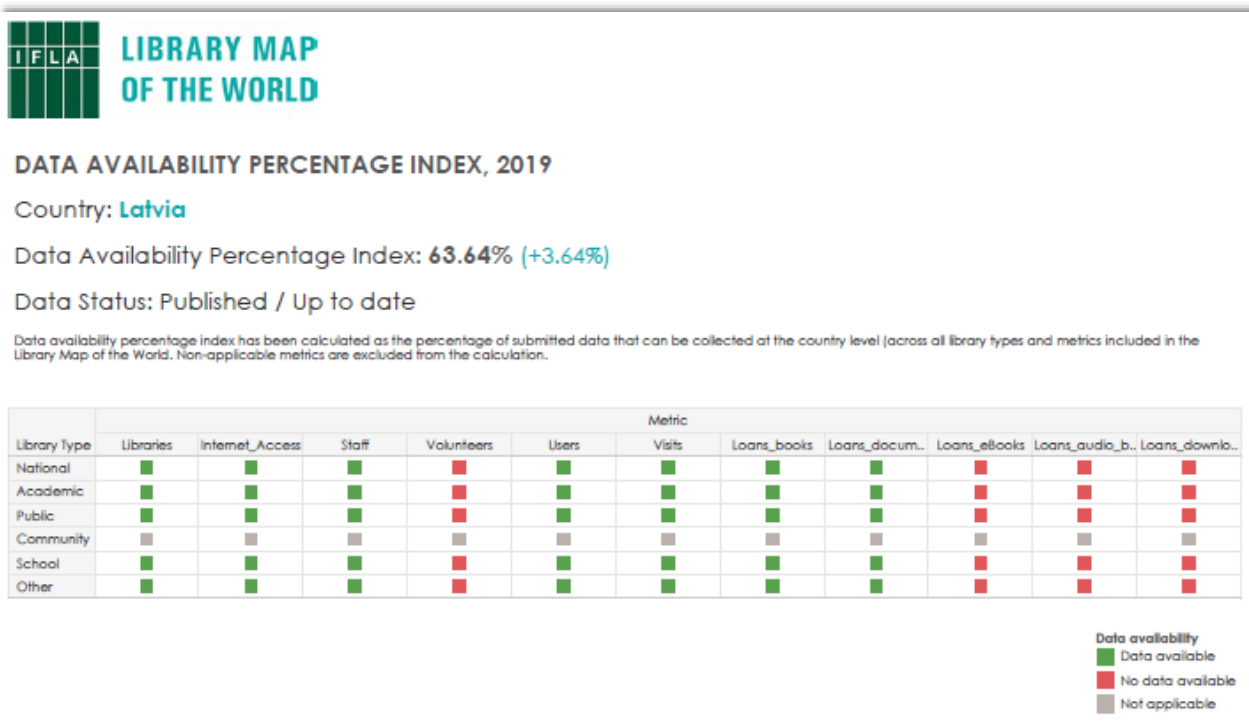
Percentage of engaged countries/territories

■ 2017 ■ 2018 ■ 2019

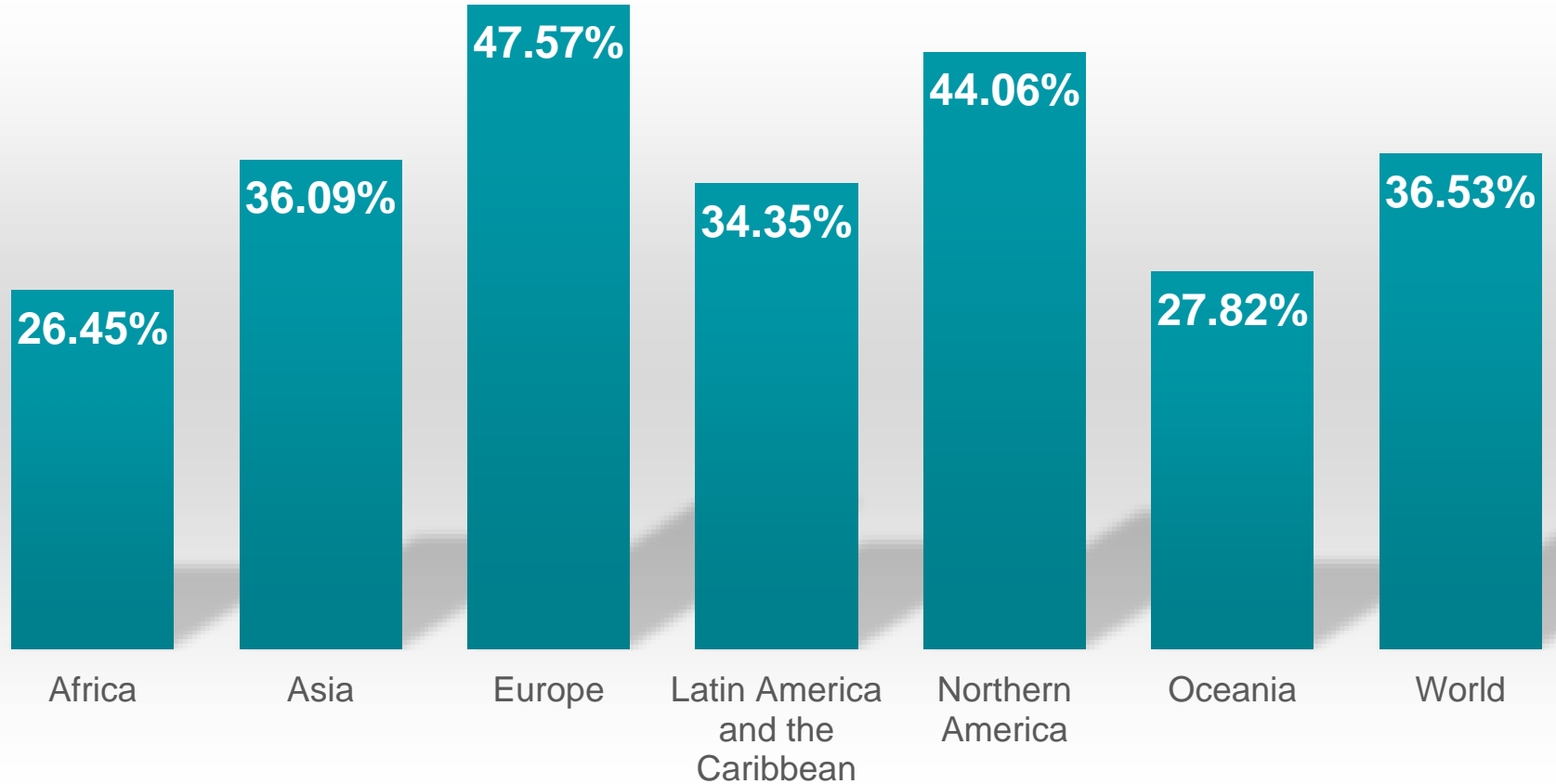


Data Availability Percentage Index (DAPI)

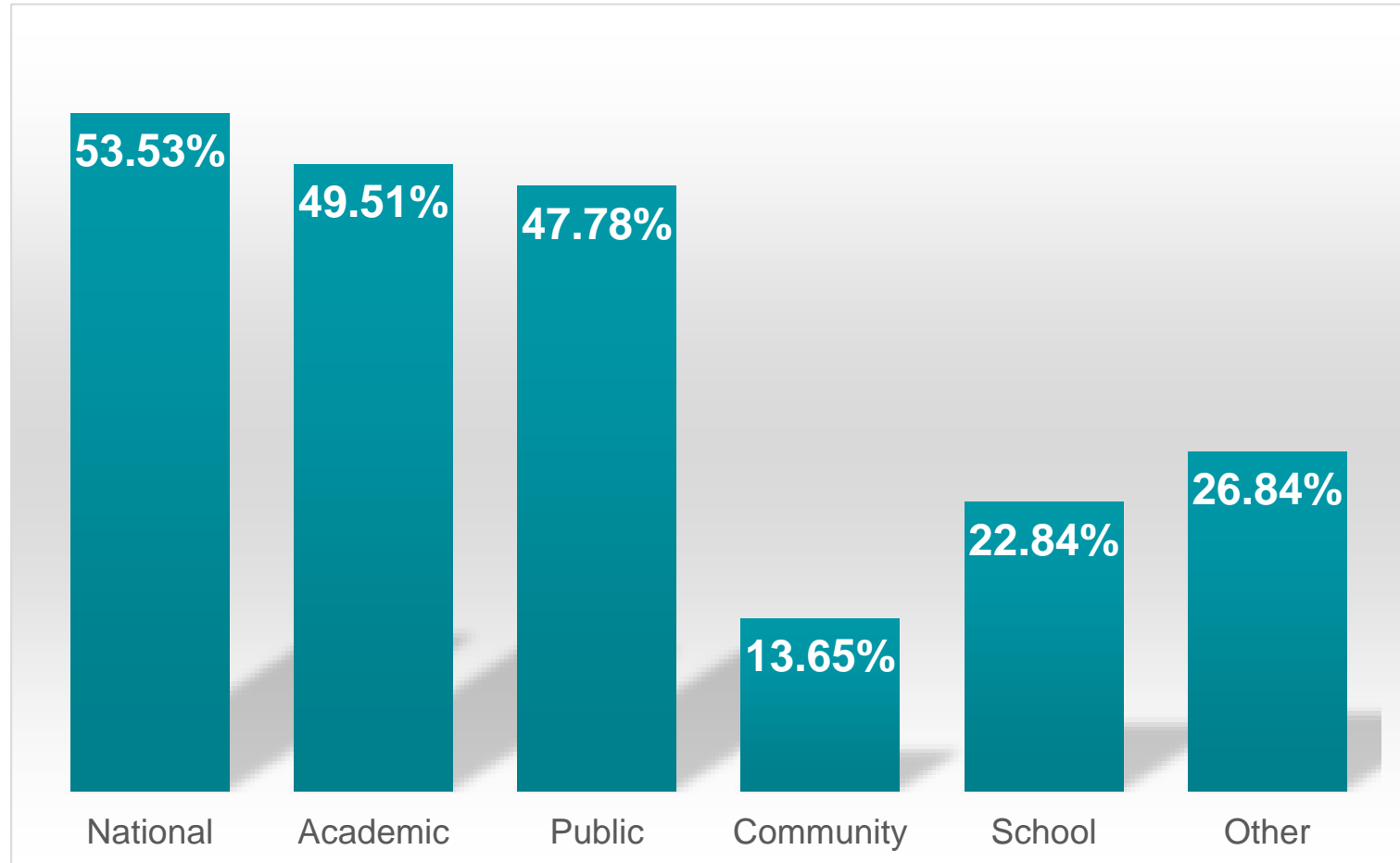
Data availability percentage index has been calculated as the percentage of submitted data that can be collected at the country level (across all library types and metrics included in the Library Map of the World. Non-applicable metrics are excluded from the calculation.



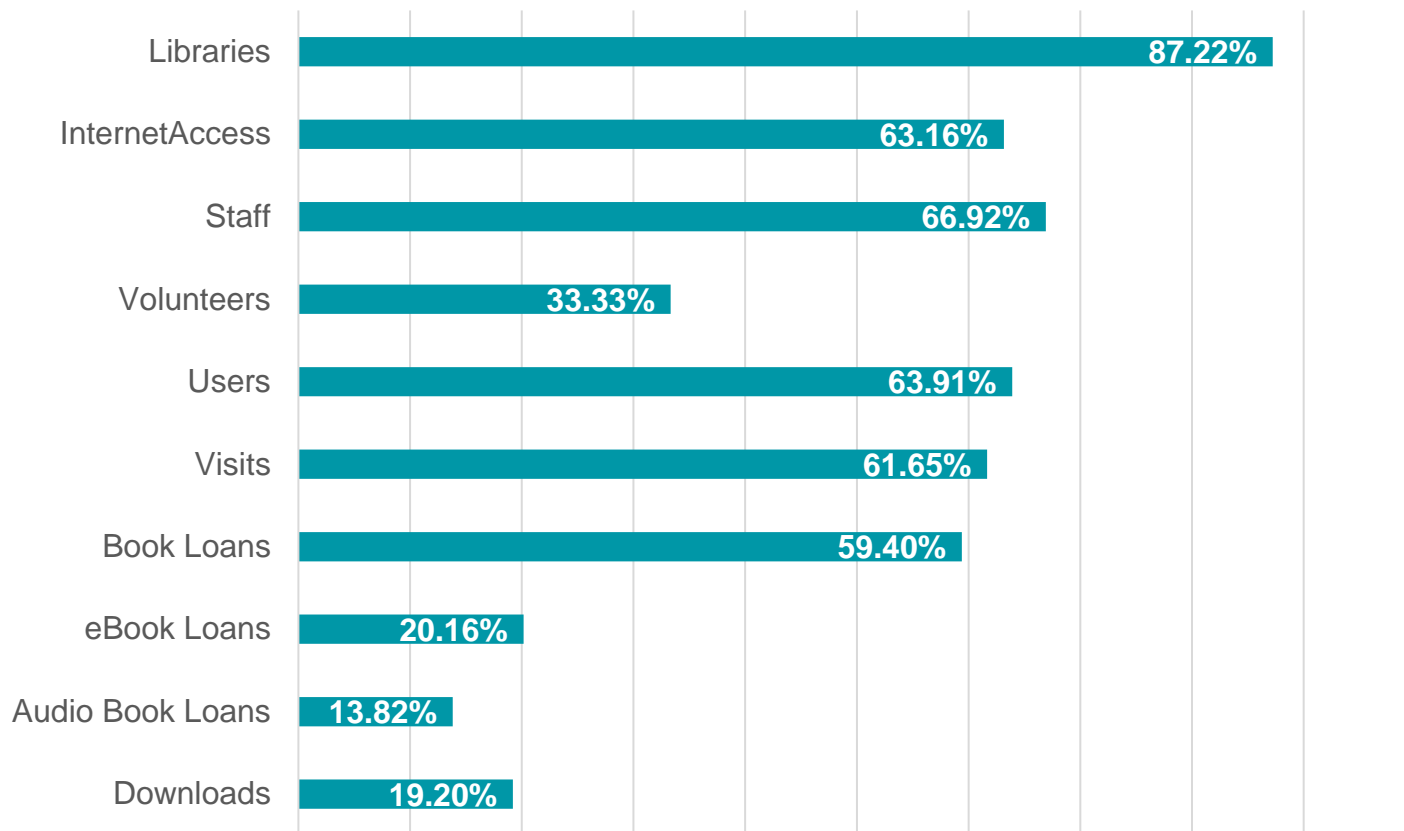
DAPI - Regions, 2019



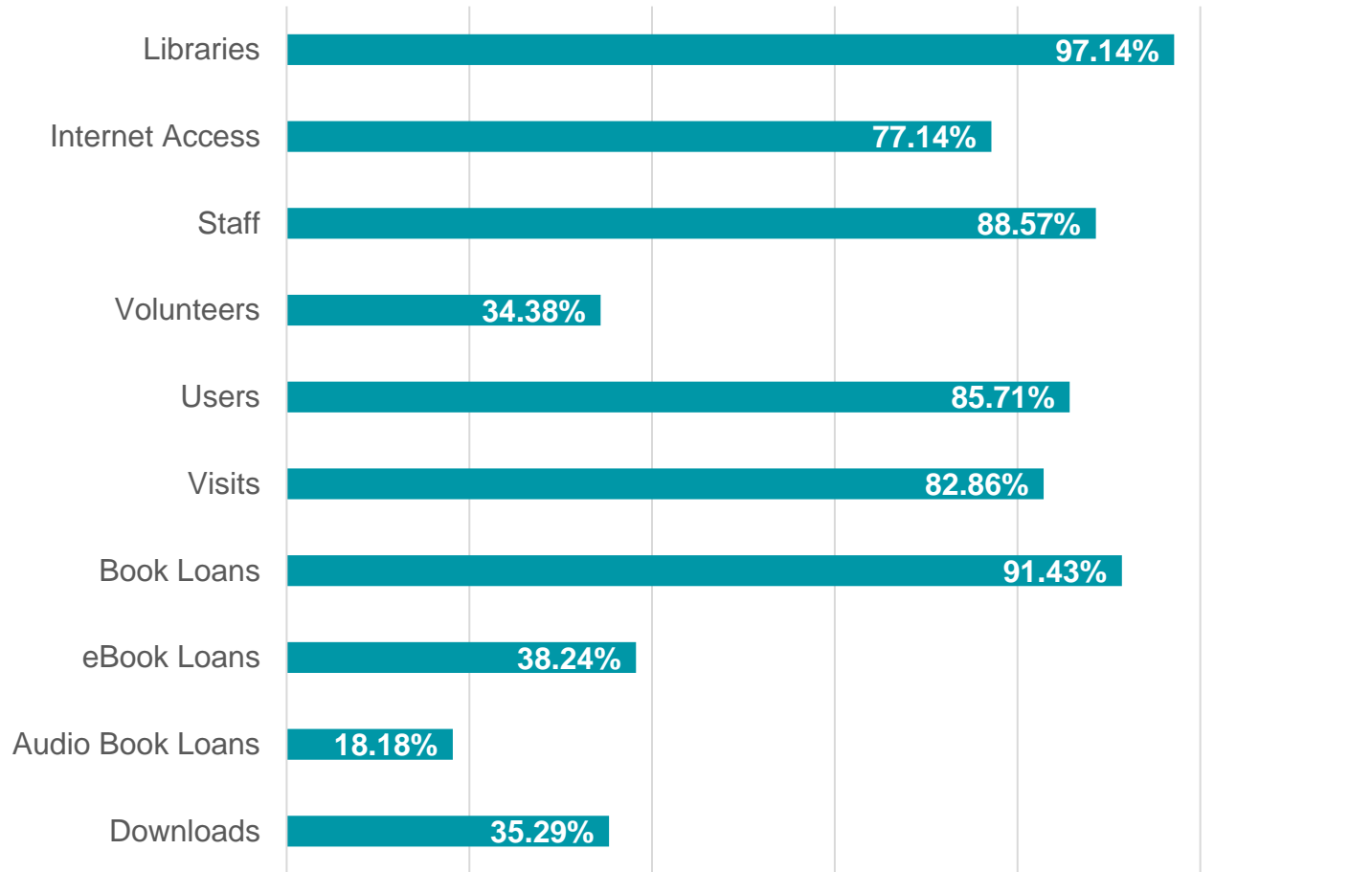
DAPI – Library Types World, 2019



DAPI – Public Libraries World, 2019



DAPI – Public Libraries Europe, 2019





Metrics on user training and events

NAPLE meeting, 10 June 2021



metrics we consider for LMW in future

1. Number of **training events**, including formal and non-formal
2. Number of **trained individuals**
3. Number of **informal training incidences** such as assistance, consultations, point-of-use training
4. Number of **assisted/consulted individuals**
5. Number of **other events**, i.e., events that are not explicitly designed as training events but have cultural, educational, social, political, scholarly, or other intent.



contact me



KRISTINE PABERZA-RAMIRESA

Member Engagement Officer, IFLA

kristine.paberza@ifla.org

